

2025 CORPORATE APPLICATION

Please Check: New/ Renewal Current WEF ID Number _____

Name of Company/Firm _____

Headquarters Address, Street or P.O. Box Phone _____

City State/Province Zip/Postal Code Country _____

NAME OF OFFICIAL REPRESENTATIVE

First Name	M.I.	Last Name	(Jr., Sr., etc.)
Title		Date of Birth (mm/dd/yyyy)	
City	State/Province	Zip/Postal Code	Country
Address, Street or P.O. Box (if different from above)			
Home Phone	Cell Phone	Business Phone	
E-mail Address		Fax	

MEMBERSHIP INFORMATION

By joining WEF, you also become a member of a local Member Association (MA). Please enter your membership category (Box 1) and the Local MA you wish to join from the list on the next page. **Note:** District of Columbia, Illinois, Maryland, and Virginia residents have two MA choices. Please indicate your primary choice in box 2 below.

Corporate members receive a 20% discount on all WEF sponsorships. They do not receive discounts on the exhibit rate.

	DUES
1. Membership Category	
National Dues:	\$ 379
2. Local MA Selection	
Local MA Name:	\$
3. Dual MA Selection (optional)	
Secondary MA Selections:	\$
TOTAL	\$

DONATE: SUPPORT WEF'S MISSION AND PROGRAMS

<p>To learn more about each program, please visit: https://www.wef.org/about/support-wef-programs/donate-to-wef-programs. All donations are tax-deductible.</p>	<input type="checkbox"/> Water Environment Federation (WEF): Support our mission and programs.	\$
	<input type="checkbox"/> Stockholm Junior Water Prize: Support the annual water related science research project competition for high school students.	\$
	<input type="checkbox"/> InFLOW Scholarship Program: Support the program to increase diversity and inclusion within the water workforce.	\$
	<input type="checkbox"/> 2025 WEF Community Service Project at WEFTEC in Chicago.	\$

DEMOGRAPHIC INFORMATION

The following is requested for informational purposes only.

Gender: Female Male Other

Education:

- Doctorate AA/AAS
 MA/MBA/MS Technical School
 BA/BS High School

RACE/ETHNIC ORIGIN

The following is requested for informational purpose only.

- African-American
 American Indian/Native Alaskan
 Asian
 Caucasian
 Hispanic/Latino
 Pacific Islander/Native Hawaiian
 Other _____

DONATION TOTAL \$

DID ANYONE RECOMMEND THAT YOU JOIN WEF?

Referring member's name: _____

Referring member's email address: _____

HOW DID YOU FIRST HEAR ABOUT WEF?

PAYMENT Forms received without payment will not be processed.

Federal Tax ID #: 53-0225129

Personal Check | Company Check | Check No. _____

Credit Card
 American Express | Card Number _____ Exp Date _____ CVV _____
 Mastercard
 VISA | Signature I authorize WEF to charge my credit card for the amount indicated.

Name on Card _____

Billing Address (if different than above) _____

City/ State/Province _____

Zip/Postal Code _____ Country _____

GRAND TOTAL \$


Yes, please AUTO RENEW my membership!


Your membership can be conveniently renewed on your membership anniversary when you sign up for automatic renewal. At the beginning of your membership year, you will automatically be charged for the next membership period to guarantee uninterrupted access to benefits, services, and subscriptions. Members can update their automatic renewal preferences at any time by contacting WEF Customer Service.


Signature


Date _____

(Signature required for all applications. Representative acknowledges the WEF Code of Conduct is applicable for all members. Refunds for membership dues must be made within 30 days of the initial payment.)

 **Online:**
Signature required for all applications. Representative acknowledges the WEF Code of Conduct.

 **Mail Form and Payment:**
WEF Membership
P.O. Box 38008
Baltimore, MD 21297-8008
USA

 **Phone:** 1.800.666.0206 or 1.571.830.1545 globally
Fax: 1.240.396.2471

 **Email:** csc@wef.org

2025 WEF MEMBER ASSOCIATION DUES

UNITED STATES ASSOCIATIONS		CORPORATE
AK	Alaska WWMA	68
AL	Alabama's WEA	132
AR	Arkansas WEA	30
AZ	Arizona Water Association	65
CA	California WEA	379
CO	Rocky Mountain WEA (CO, NM, WY)	35
CT	New England WEA (CT, MA, ME, NH, RI, VT)	78
DC	Chesapeake WEA (DC, DE, MD)	80
	Federal Water Quality Association (DC, MD, VA)	100
DE	Chesapeake WEA (DC, DE, MD)	80
FL	Florida WEA	80
GA	Georgia Association of Water Professionals	62
HI	Hawaii WEA	65
IA	Iowa WEA	25
ID	Pacific Northwest CWA (ID, OR, WA)	73
IL	Central States WEA (IL, MN, WI)	45
	Illinois WEA	40
IN	Indiana WEA	50
KS	Kansas WEA	10
KY	Clean Water Professionals of Kentucky & Tennessee	45
LA	Clean Water Professionals of Louisiana WEA	20
MA	New England WEA (CT, MA, ME, NH, RI, VT)	78
MD	Chesapeake WEA (DC, DE, MD)	80
	Federal Water Quality Association (DC, MD, VA)	100
ME	New England WEA (CT, MA, ME, NH, RI, VT)	78
MI	Michigan WEA	100
MN	Central States WEA (IL, MN, WI)	45
MO	Missouri WEA	35
MS	Mississippi WEA	50
MT	Montana WEA	30
NC	NC One Water	90
ND	North Dakota WEA	20
NE	Nebraska WEA	10
NH	New England WEA (CT, MA, ME, NH, RI, VT)	78
NJ	New Jersey WEA	72
NM	Rocky Mountain WEA (CO, NM, WY)	50
NV	Nevada WEA	30
NY	New York WEA	137
OH	Ohio WEA	50
OK	Oklahoma WEA	10
OR	Pacific Northwest CWA (ID, OR, WA)	76
PA	Pennsylvania WEA	60
PR	Puerto Rico W&EA	50
RI	New England WEA (CT, MA, ME, NH, RI, VT)	78
SC	WEA of South Carolina	45
SD	South Dakota WEA	15
TN	Clean Water Professionals of Kentucky & Tennessee	45
TX	WEA of Texas	70
UT	WEA of Utah	20
VA	Virginia WEA	55
	Federal Water Quality Association (DC, MD, VA)	100
VT	New England WEA (CT, MA, ME, NH, RI, VT)	78
WA	Pacific Northwest CWA (ID, OR, WA)	73
WV	West Virginia WEA	12
WI	Central States WEA (IL, MN, WI)	45
WY	Rocky Mountain WEA (CO, NM, WY)	35
Canadian Associations in US dollars		
	Atlantic Canada Water & Wastewater Association	5
	British Columbia Water & WA	103
	Reseau Environment	235
	WEA of Ontario	99
	Western Canada WEA	80

 Questions? Contact WEF Customer Service at csc@wef.org
MEMBERSHIP PROFILE

Please take a few moments to tell us about your background and professional interests.

1. What is the nature of your ORGANIZATION (ORG)?
 (select one only) – required

- | | |
|--|--|
| <input type="checkbox"/> 01 Consulting, Contracting, Planning Services | <input type="checkbox"/> 08 State or Federal Government |
| <input type="checkbox"/> 02 Educational Institution | <input type="checkbox"/> 09 Utility: Wastewater |
| <input type="checkbox"/> 03 Industrial Systems/Plants | <input type="checkbox"/> 10 Utility: Drinking Water |
| <input type="checkbox"/> 04 Manufacturer or Distributor of Equipment & Supplies including representatives | <input type="checkbox"/> 11 Utility: Stormwater |
| <input type="checkbox"/> 05 Non-profits/NGOs | <input type="checkbox"/> 12 Utility: Wastewater, Drinking Water, and Stormwater |
| <input type="checkbox"/> 06 Finance, Investment, and Banking | <input type="checkbox"/> 13 Utility: Wastewater and Drinking Water |
| <input type="checkbox"/> 07 Laboratories | <input type="checkbox"/> 14 Utility: Wastewater and Stormwater |
| | <input type="checkbox"/> 15 Other
(Please define: fill in) |

2. What is your Primary JOB FUNCTION?
 (select one only) (JOB)

- | | |
|--|--|
| <input type="checkbox"/> 01 Executive Level | <input type="checkbox"/> 10 Legislator/Regulator |
| <input type="checkbox"/> 02 Management Level | <input type="checkbox"/> 11 Analyst |
| <input type="checkbox"/> 03 Elected or Appointed Official | <input type="checkbox"/> 12 Sales/Marketing |
| <input type="checkbox"/> 04 Educator | <input type="checkbox"/> 13 Manufacturer's Representative |
| <input type="checkbox"/> 05 Student | <input type="checkbox"/> 14 Communications/Public Relations |
| <input type="checkbox"/> 06 Consultant/Contractor | <input type="checkbox"/> 15 IT/OT |
| <input type="checkbox"/> 07 Engineering/Design | <input type="checkbox"/> 16 Other
(Please define: fill in) |
| <input type="checkbox"/> 08 Operator | |
| <input type="checkbox"/> 09 Scientist/Researcher | |

3. What areas do you consider to be your KEY FOCUS AREAS (FOC)? (select all that apply)

- | | |
|--|---|
| <input type="checkbox"/> 01 Air Quality and Odor Control | <input type="checkbox"/> 14 Public Communications and Outreach |
| <input type="checkbox"/> 02 Biosolids and Residuals | <input type="checkbox"/> 15 Regulation, Policy, Legislation |
| <input type="checkbox"/> 03 Climate | <input type="checkbox"/> 16 Research and Innovation |
| <input type="checkbox"/> 04 Collection Systems and Conveyance | <input type="checkbox"/> 17 Resource Recovery |
| <input type="checkbox"/> 05 Disinfection and Public Health | <input type="checkbox"/> 18 Safety, Security, Resilience |
| <input type="checkbox"/> 06 Drinking Water | <input type="checkbox"/> 19 Small Communities |
| <input type="checkbox"/> 07 Energy | <input type="checkbox"/> 20 Stormwater and Watershed |
| <input type="checkbox"/> 08 Finance and Investment | <input type="checkbox"/> 21 Utility Management and Leadership |
| <input type="checkbox"/> 09 Industrial Water Resources | <input type="checkbox"/> 22 Watershed Management |
| <input type="checkbox"/> 10 Intelligent Water Technology | <input type="checkbox"/> 23 Wastewater Treatment, Design, and Modeling |
| <input type="checkbox"/> 11 Laboratory Analysis and Practices | <input type="checkbox"/> 24 Water and Wastewater Treatment |
| <input type="checkbox"/> 12 Nutrients | <input type="checkbox"/> 25 Workforce |
| <input type="checkbox"/> 13 Operation | |